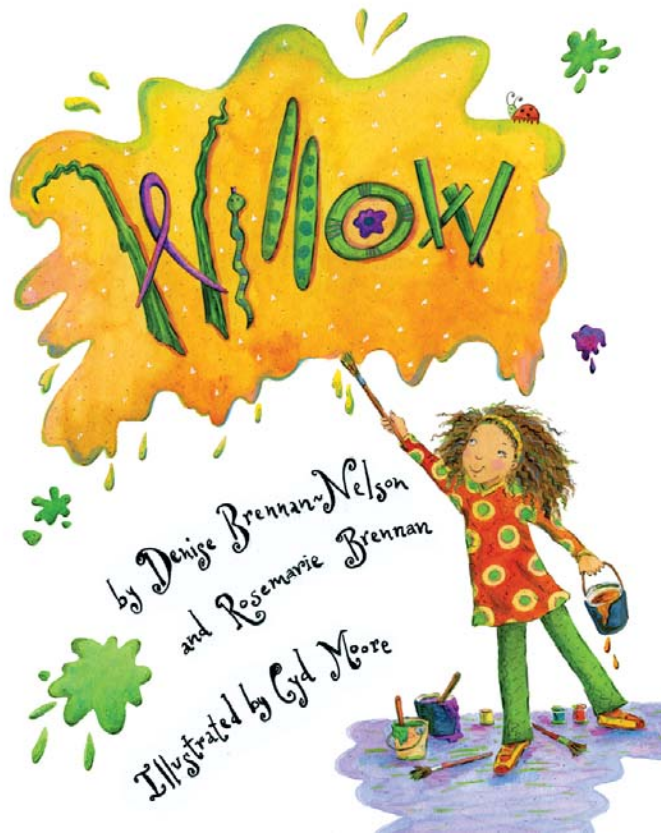


# Activity Guide



## Willow

Authors: Denise Brennan-Nelson and Rosemarie Brennan

Illustrator: Cyd Moore

Guide written by Rosemarie Brennan

**Portions may be reproduced for use in the classroom with this  
express written consent of Sleeping Bear Press**

**Published by Sleeping Bear Press**

**310 N. Main St., Suite 300**

**Chelsea, MI 48118**

**800-487-2323**

**[www.sleepingbearpress.com](http://www.sleepingbearpress.com)**

# “What if...?”



Writers, artists, inventors, and scientists ask “What if..?” all the time. Asking “What if...?” allows us to use our imaginations and see things in totally new ways.

**Play “What if...?” and see what happens.**

What if Miss Hawthorn had never met Willow? \_\_\_\_\_

---

---

What if Willow's parents told Willow she should always paint just like all the other kids? \_\_\_\_\_

---

---

What if Willow had not given Miss Hawthorn a present? \_\_\_\_\_

---

---

What if there were no trees? \_\_\_\_\_

---

---

Write your own “What if...?” questions. They can be about anything you want. For example, *What if jelly beans came out of drinking fountains? What if fish could dance? What if shoes could talk?*

# Acrostic Poem

An acrostic poem uses the letters of a word. Each letter in the word is the first letter of a line of the poem. The acrostic poem below describes Willow.

## Willow

**W**ildly creative

**I**magines the possibilities

**L**ikes to draw and paint

**L**ooks at things in different ways

**O**pens Miss Hawthorn's heart

**W**onders "What if...?"



Your turn. Write an acrostic poem about a friend, a member of your family, or a pet. Begin by writing the name of your subject, and then think of the most important things to say about him, her, or it. Take 4-5 minutes to brainstorm before writing your poem.

# Getting to Know Trees

**Trees** have four main parts. They are the trunk, the roots, the branches, and the leaves. Each part has a special job.



Match each part of the tree with its job.

- |          |  |
|----------|--|
| Trunk    | I hold the tree in the ground and pull up water and nutrients from the soil. |
| Roots    | I hold the leaves on the tree.   |
| Branches | I make food for the tree.  |
| Leaves   | I am the stem of the tree and hold most of the tree above ground.            |

Draw a picture of a tree and label its parts.

# Big Trees

Answer the following questions by using the table below.

1. Which tree on the chart is tallest?

---

2. Which tree is biggest around its trunk (circumference)?

---

3. Which tree's leaves (canopy) have the largest spread?

---

TYPE OF TREE	LOCATION (STATE)	CIRCUMFERENCE	HEIGHT	SPREAD
Apple (Common)	Virginia	141 inches	70 feet	45 feet
Birch (Paper)	Michigan	220 inches	107 feet	76 feet
Cottonwood (Eastern)	Nebraska	444 inches	93 feet	103 feet
Douglas Fir (Coast)	California	512 inches	301 feet	65 feet
Maple (Sugar)	Connecticut	223 inches	115 feet	89 feet
Oak (Live)	Louisiana	439 inches	55 feet	132 feet
Orange	California	61 inches	34 feet	31 feet
Sequoia (Giant)	California	1020 inches	274 feet	107 feet
Walnut (Black)	Oregon	278 inches	130 feet	140 feet
Willow (Weeping)	Michigan	344 inches	86 feet	93 feet

Learn more about The National Register of Big Trees at  
<http://www.americanforests.org/resources/bigtrees>

Send a free online postcard to your friends or family at  
<http://www.americanforests.org/postcards>





# Tree Art



Draw an apple tree in each of the four seasons.

Winter	Spring
Summer	Fall



# Gifts



Willow showed kindness by giving Miss Hawthorn a gift. It was a gift from Willow's heart, and it had a great impact on Miss Hawthorn.

What other ways might Willow have shown kindness to Miss Hawthorn during the holiday season -- or any time of year?

---

---

---

---

**Gifts** of all sorts can be important.

**Write** about the gift that you would most like to give and the person or people to whom you would like to give it.

---

---

---

# Vocabulary

Find a word that means the same as **red**. \_\_\_\_\_

Find a word that means the **opposite of noisy**. \_\_\_\_\_

Find a word that has **two syllables**. \_\_\_\_\_

Find a word that has **three syllables**. \_\_\_\_\_

Find a word that has **four syllables**. \_\_\_\_\_

Find a word that **rhymes with pillow**. \_\_\_\_\_

Find a word that **begins and ends with a vowel**. \_\_\_\_\_

Find the words with **double letters**. \_\_\_\_\_

\_\_\_\_\_

Find the word with a **silent letter at the end**. \_\_\_\_\_

Find a word with **four or more different vowels**. \_\_\_\_\_

Find a synonym **for (a word that means the same as) fall**. \_\_\_\_\_

Find two words that would **appear on a calendar**. \_\_\_\_\_

\_\_\_\_\_

<b>silent</b>	<b>custodian</b>	<b>doodled</b>	<b>daydreaming</b>
<b>October</b>	<b>carton</b>	<b>glanced</b>	<b>apple</b>
<b>Willow</b>	<b>horrid</b>	<b>muttered</b>	<b>gasp</b>
<b>crimson</b>	<b>art</b>	<b>icy</b>	<b>giggled</b>
<b>scowl</b>	<b>autumn</b>	<b>September</b>	

# Word Search

N O Y A R C Z S L A N Z A W L  
L V W D C Y S P O R R Q A F S  
N C I O O A V D C T O B L U E  
T E H C L O S V T U H M K K C  
N R V G E L D R O R T Q V E X  
B P Y F D K I L B Q W T F L C  
U P S B G S A W E B A C R E H  
S R L X W X Z L R D H V U E P  
C R I M S O N E F Q U H V R E  
H C X U J F R A Z W O R E D L  
H S U R B T N I A P O S M K P  
J A G I D M Y A X L E N U J P  
F I S H N K S T O N Y Y S A A  
J S Y D Y M L C T N K M N N Z  
E M R M C O A B Z M W Z Z O V

The words below appear in *Willow*. Find and circle them in the puzzle above. The words may be spelled vertically, horizontally, or diagonally.

APPLE  
ART  
BLUE


COLOR  
CRAYON  
CRIMSON

DOODLED  
HAWTHORN  
OCTOBER

PAINTBRUSH  
PRESENT  
SNOWFLAKE

SPYGLASS  
TREE  
WILLOW

# Willow Crossword Puzzle



## Across

3. The direction the snow swirled.
5. Miss Hawthorn's students sat in their seats "...like eggs in a \_\_\_\_\_."
6. The color of the apples on the tree Willow painted in October.
8. Where the art supplies were kept locked away in Miss Hawthorn's classroom.
9. The color Miss Hawthorn's face turned when Willow gave her the blue apple.
10. Miss Hawthorn spread the wet paint across the page with her \_\_\_\_\_.
11. There were never any broken \_\_\_\_\_ in Miss Hawthorn's art room.

## Down

1. The last name of Willow's art teacher.
2. On the night of the snowstorm, Willow fell asleep wondering if Miss Hawthorn liked her \_\_\_\_\_.
4. A kind of tree that is found near water and is often "weeping."
5. The person who poked his head into the classroom and was astonished by what he saw.
7. The first name of the student who said "Pink stinks!"





# Word Search Solution

```

+ + + + + E + + + + + O E +
+ + + W + + K + + + + + C L +
+ + + + O + + A + + + + + T P +
+ + + + + L + B L U E + O P +
+ + + + + L + + F + N B A +
H S U R B T N I A P W R E + +
C R I M S O N S W P O O R + +
+ D + T + + S + R L + H N + +
+ + O + R A + E O + + T + S +
+ + + O L E S C + + + W + + +
+ + + G D E E + N O Y A R C +
+ + Y + N L + + A + + H + + +
+ P + T + + E + R + + + + + +
S + + + + + + D T + + + + + +
+ + + + + + + + + + + + + +

```

(over, down, direction)

APPLE	(14,5,N)	CRIMSON	(1,7,E)	PRESENT	(10,7,SW)
ART	(9,12,S)	DOODLED	(2,8,SE)	SNOWFLAKE	(14,9,NW)
BLUE	(8,4,E)	HAWTHORN	(12,12,N)	SPYGLASS	(1,14,NE)
COLOR	(8,10,NE)	OCTOBER	(13,1,S)	TREE	(4,8,SE)
CRAYON	(14,11,W)	PAINTBRUSH	(10,6,W)	WILLOW	(9,7,NW)


# What Happened First?

## Sequencing Activity

Below are events from the book *Willow*. They are out of order. Draw a picture illustrating the event. Then cut the strips on the dotted line. Put the strips in the proper order; number them and staple them together. Check the book to see that you are correct!



Miss Hawthorn tells the students to make pictures of an apple tree.




Miss Hawthorn doodles for the first time.




Willow paints a pink tree.



Willow falls asleep wondering if Miss Hawthorn liked her present.




Miss Hawthorn's students paint just the way they want.



Willow gives Miss Hawthorn a blue apple.



The school custodian pokes his head into the classroom.



Willow gives Miss Hawthorn a present.



Sam snorted, "Pink stinks."

# Math + Art

Fussy Miss Hawthorn likes to keep track of her art supplies. See if you can help her:



1) 9 **red** crayons  
+ 3 **blue** crayons

2) 8 paint smocks  
+ 7 paint smocks

3) 10 sketchpads  
+ 8 sketchpads

4) 4 paintbrushes  
+ 6 paintbrushes



5) 8 colored pencils  
+ 9 colored pencils


6) 7 jars of black paint  
+ 7 jars of **brown** paint

7) 7 **purple** markers  
+ 6 **orange** markers

8) 2 broken crayons  
+ 3 broken crayons

9) 10 glue sticks  
+ 11 glue sticks

10) 5 easels  
+ 5 easels





# I SPY

Look closely at the illustrations in *Willow* and see if you can find the items mentioned in the I SPY riddle below.

I spy a fire-breathing dragon and a beagle,  
A giraffe, a worm, and Mr. O'Deedle;  
An apple, a balloon, and flowers in a pot,  
A fish, a star, and a pig with polka dots.




**Your turn. Write an I SPY riddle to go with *Willow*. To get you started, here are some of the things you'll find if you look closely at the illustrations in the book. Feel free to use them in your riddle.**



snowlady  
dragonfly  
tree  
cat in a hat

school bus  
umbrella  
turtle  
owl



soccer ball  
bird in a tree  
butterfly  
rocket

purple cat  
ladybug  
heart  
broken crayon



Line 1: **I spy** \_\_\_\_\_


Line 2: \_\_\_\_\_

Line 3: \_\_\_\_\_

Line 4: \_\_\_\_\_

# The Artist in You

Draw a picture containing all three of the shapes below. You may combine the shapes in any way you like. Before you draw, close your eyes and use your imagination, the way Willow did.



**CREATE YOUR DRAWING HERE:**


Give your drawing a title: \_\_\_\_\_

# Any Questions?



Willow got into trouble with Miss Hawthorn for asking too many questions.

But asking questions is a **good** thing to do. Never be afraid or ashamed to ask questions!



Usually questions start with *Who, What, When, Where, Why*. But questions can also begin with *How..., Imagine..., What if..., I wonder..., and In what ways...*

You will learn more if you ask good questions.

And asking good questions is actually **fun!**

## Try it!

Use your imagination and ask an interesting question about Willow and Miss Hawthorn. Ask questions that *cannot* be answered with a simple "yes" or "no."

### Example Questions:

- ? *Why wasn't Willow afraid of Miss Hawthorn?*
- ? *What did it feel like to Miss Hawthorn when she doodled for the very first time?*

### Your Questions:

? \_\_\_\_\_

? \_\_\_\_\_

Did You Ask a Good Question Today?

# If I Were a Tree...



Willows and Hawthorns are **types of trees**.

Willow trees have flexible branches.

Hawthorn trees are thorny (like Miss Hawthorn).

If **YOU** were a tree, what kind would you be? Why? What qualities or characteristics do you have in common with the tree you chose? (You may have to do some research to find out.)

**Finish this sentence:**

If I were a tree, I'd be a \_\_\_\_\_

\_\_\_\_\_

because \_\_\_\_\_

\_\_\_\_\_

\_\_\_\_\_

\_\_\_\_\_

*Everybody who's anybody longs to be a tree.*  
~Rita Dove (American Pulitzer Prize-winning poet and author)

# Comparing Snowmen



Find the illustration of a snowman in *Willow*.

Can you recall a snowman you made?

How was your snowman the same as and different from Willow's snowman? Make a list of the similarities and differences in the table below.

Willow's Snowman	My Snowman



**, Look, and Listen**

Artists are good observers. They notice things that other people often don't.


### Are YOU a good observer?

Go outdoors into your backyard or the school yard. Sit quietly for a few minutes and observe the world around you. Look closely at familiar things: the bark of a tree, the movement of a bug, a blade of grass, the leaves of a dandelion, a rock, etc. Use your other senses (hear, smell, feel, and taste), too. In the table below, or in your writer's notebook or nature journal, record and describe all of the things you notice.



SEE	HEAR	SMELL	FEEL	TASTE
a spider web glistening with dew	the rustle of autumn leaves	freshly cut grass	a cool breeze on my face	a sunflower seed

**START**



# ART SCHOOL

**Directions:** Use a penny as your die.  
Heads moves 1 space, tails moves 2 spaces.

Paint with your fingers and toes

**MOVE AHEAD  
1 SPACE**



**O**  
for  
choose any  
color you want.  
**MOVE BACK  
1 SPACE**

Paint a picture  
without  
worrying how it  
will turn out.  
**MOVE AHEAD  
2 SPACES**



Sit under a  
tree and  
listen.  
**MOVE AHEAD  
1 SPACE**



**Coax a smile**



You forgot to  
celebrate  
Arbor Day.  
**MOVE BACK  
1 SPACE**



Change  
the Way  
You Look  
at Things  
**MOVE AHEAD  
2 SPACES**



Oops, you  
pped  
lass.


**KIP  
TURN**

at "I am  
an **ARTIST**"  
5 times, then  
**MOVE AHEAD  
PACES**



You left your  
sketchpad out  
in the rain.

**GO BACK  
2 SPACES**



**END**